



Duplicate Certificate

P.O. Box 460, Sturgis, South Dakota 57785 ☎ 605-342-2322 • Office@AmericanAzteca.com / www.AmericanAzteca.com

INSTRUCTIONS: Please read carefully. A delay in processing will result if information is omitted.

- | | | |
|---|--|---|
| <ul style="list-style-type: none"> ♦ Part 1 must be completed by owner on AAHIA records ♦ Part 2 completed if lost by someone other than owner on AAHIA records | <ul style="list-style-type: none"> ♦ Four full-view color photographs (front, back and both sides) are required in all instances, Not returnable. ♦ Diagram on back must be completed. | <ul style="list-style-type: none"> ♦ AAHIA retains the right to require additional information and/or photographs before issuing a duplicate certificate. ♦ If a change in ownership is to be made, please include completed transfer report with appropriate fees. |
|---|--|---|

PLEASE REGARD THIS AS A REQUEST FOR ISSUANCE OF A DUPLICATE CERTIFICATE FOR:

--	--	--	--	--	--	--	--	--	--	--	--	--	--	--	--	--	--	--	--

--	--	--	--	--	--	--	--	--	--	--	--	--	--	--	--	--	--	--	--

HORSE'S REGISTERED NAME

HORSE'S REGISTRATION NUMBER

PART 1 To be completed in ALL INSTANCES by recorded owner:

I, _____, hereby affirm that the sentence marked below describes the circumstances surrounding the loss or destruction of the certificate for the horse identified above.

ONE OF THE CIRCLES BELOW MUST BE FILLED IN.

- I lost the certificate.
- I never received the certificate from the AAHIA. (AAHIA must have been notified with in 120 days of not receiving)
- I mailed or delivered the certificate to: _____

NAME ADDRESS

If sold at auction, please list the auction name & date of the sale _____

- Other (please explain): _____

The undersigned agrees to indemnify and hold harmless AAHIA from any and all liability, whenever or however arising, by virtue of its reliance on this statement and its issuance of the replacement certificate; agrees to defend AAHIA at his expense; and if judgment is made against AAHIA, to pay judgment and obtain written release in form acceptable to AAHIA, Through the payment of a membership fee to AAHIA. I acknowledge that membership in AAHIA and agree to be bound by all the terms and conditions of AAHIA Rules and Regulations.

SIGNATURE OF RECORDED OWNER(S) DATE

ADDRESS CITY STATE ZIP CODE COUNTRY

--	--	--	--

AAHIA ID NUMBER

EMAIL OWNERS DAY TIME PHONE NUMBER

PART 2 To be completed IN ADDITION to Part 1 if the certificate was not lost by recorded owner:

I, _____, hereby affirm that the sentence marked below describes the circumstances surrounding the loss or destruction of the certificate for the horse identified above.

ONE OF THE CIRCLES BELOW MUST BE FILLED IN.

- I received the certificate and lost it.
- I never received the certificate from the AAHIA. (AAHIA must have been notified with in 120 days of not receiving)
- I mailed or delivered the certificate to: _____

NAME ADDRESS

If sold at auction, please list the auction name & date of the sale _____

- Other (please explain): _____

The undersigned agrees to indemnify and hold harmless AAHIA from any and all liability, whenever or however arising, by virtue of its reliance on this statement and its issuance of the replacement certificate; agrees to defend AAHIA at his expense; and if judgment is made against AAHIA, to pay judgment and obtain written release in form acceptable to AAHIA, Through the payment of a membership fee to AAHIA. I acknowledge that membership in AAHIA and agree to be bound by all the terms and conditions of AAHIA Rules and Regulations.

SIGNATURE OF PERSON MAKING THIS STATEMENT. NOT TO BE SIGNED BY RECORDED OWNER DATE

ADDRESS CITY STATE ZIP CODE COUNTRY

--	--	--	--

AAHIA ID NUMBER

EMAIL OWNERS DAY TIME PHONE NUMBER

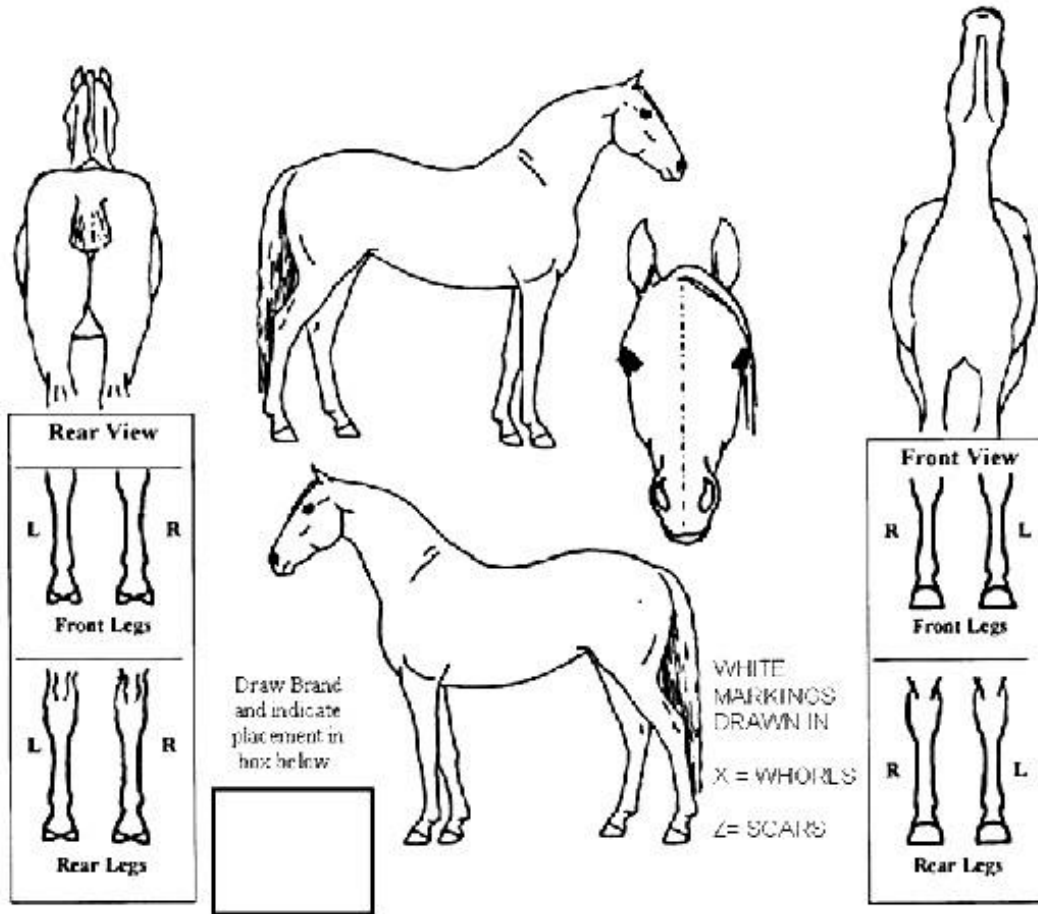
FEES:

For current fee schedule

- See website. www.AmericanAzteca.com
- Full Membership + Duplicate Certificate fee.

Payments

- We only accept credit cards online (not over the phone).
- We accept checks drawn from a US Bank or International Money Order.
- If you live out side the US foreign fees apply.




Draw all white marking on head, legs and body. Do not draw in black points on Bay/Grey If no markings are shown here, you must write none on Page 1 section 1. Mark all scars, and whorl (A whorl is hair growing outward from a central point).

Draw all brands and where they appear. If you need additional assistance, see our website www.AmericanAzteca.com

IT IS SUGGESTED THAT YOU USE LIGHT PENCIL MARKS UNTIL YOU HAVE CORRECTLY REPRESENTED THE MARKINGS AND THEN TRACE OVER THESE WITH BLACK INK.

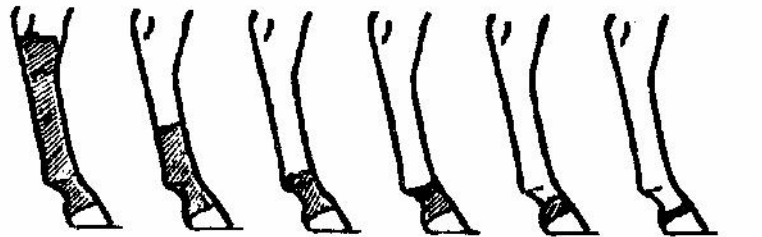
Use these examples to complete the drawing



STAR STRIP BLAZE BALD FACE SNIP



STAR AND STRIP CONNECTED STAR, STRIP, SNIP CONNECTED STAR, STRIP, SNIP



STOCKING SOCK ANKLE PASTER HALF PASTER CORONET