

The AAHIA recommends you use free Nito PDF Reader <https://www.gonitro.com/pdf-reader> to fill out our forms. It has better compatibility and easier to use. For legibility, we ask that you use the type inline feature in this form rather than handprint or write when filling out our forms.

You can either email the application and documents needed (front and back of sire and dams registration papers) or mail them in. If you choose to email, for clarity and use the documents must be scanned on a flatbed scanner and saved in pdf format. No camera photos will be accepted.

To keep our cost down DNA hair kits and correspondence will be by email. An email mail address must be provided. Also, so our emails do not end up in the spam folder make sure our email address is in your email address book. office@americanazteca.com



AMERICAN AZTECA HORSE INTERNAL ASSOC.

P.O. Box 460, Sturgis, South Dakota 57785 (605-342-2322)
office@AmericanAzteca.com / www.AmericanAzteca.com

REGISTRATION APPLICATION

Please read carefully. A delay in processing will result if information is omitted

FOR OFFICE USE

Date Received: ___/___/___
Amount Paid: \$ ___
Check No: ___
Classification: ___
Registration No: ___
Date Issued: ___/___/___

1) REGISTRATION OF HORSE:

Write dates as: Month/Day/Year

A	NAME REQUESTD: <small>Limit 20 total spaces</small>	DATE FOALED : ___/___/___
B	SEX: <input type="checkbox"/> MARE <input type="checkbox"/> STALLION <input type="checkbox"/> GELDING DATE CASTRATED ___/___/___ COLOR:	
C	DNA NO: LAB NAME: MICROCHIP NO:	
D	MARKINGS & LOCATION:	
E	APPLICANTES SIGNATURE(S):	DATE: ___/___/___

Applicants certify that all information submitted is correct and agree that the Registry has the privilege to correct and/or cancel the registration certificate for cause under it's rules and regulations. The Registry is not responsible for the accuracy of statements on the application form. Any horse registered or transferred through misrepresentation and its descendants shall be deleted from the Registry and fines may be imposed.

2) OWNER OF DAM AT FOALING: Is owner of foal at time of foaling. To transfer fill in section 5) below

A	NAME:	FARM:
B	ADDRESS:	CITY:
C	STATE/PROV:	ZIP CODE: COUNTRY:
D	PHONE NO: ()	EMAIL:
E	OWNERS SIGNATURE(S):	DATE: ___/___/___

3) BREEDERS CERTIFICATE: Mare owner certifies having owned / leased this mare at the time she was serviced by the stallion named below. If leased provide copy of lease agreement

A FRONT & BACK of her registration papers must be enclosed with this application

A	MARE REGISTERED NAME:	BREED REGISTRY:
B	REGISTRY NO: DNA NO: LAB NAME:	
C	OWNER/LEASEE: FARM:	
D	ADDRESS: CITY: STATE/PROV:	
E	ZIP CODE: PHONE NO: () EMAIL:	
F	MARE OWNERS SIGNATURE(S):	DATE: ___/___/___

4) STALLION OWNER: Stallion owner certifies having owned/ leased this stallion at the time he serviced the above mare as indicated below. If leased provide copy of lease agreement.

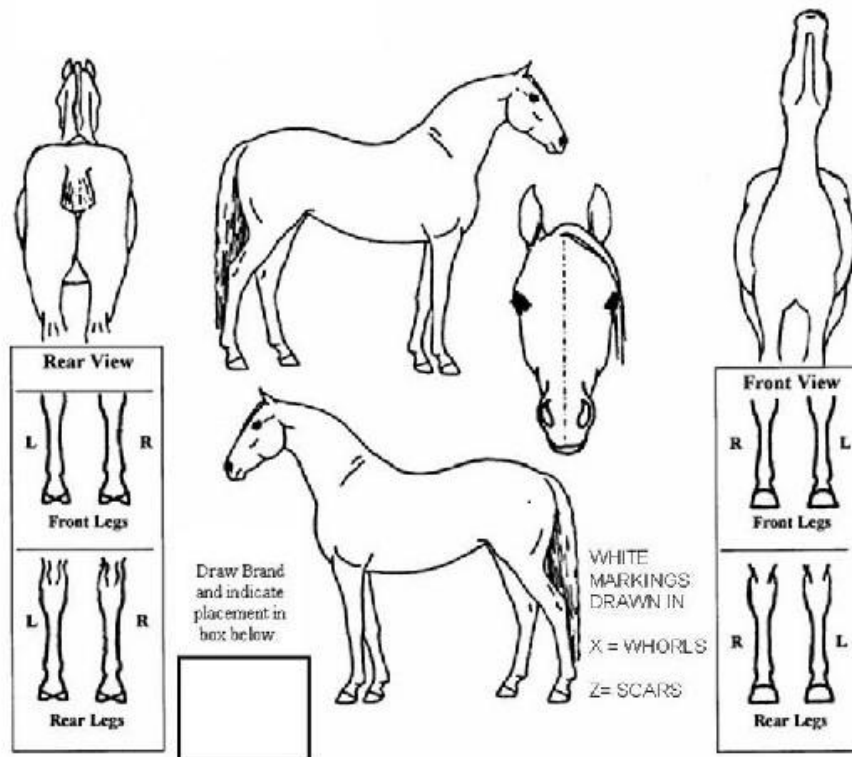
A FRONT & BACK of his registration papers must be enclosed with this application

A	STALLIONS REGISTERED NAME:	BREED REGISTRY:
B	REGISTRY NO: DNA NO: LAB NAME:	
C	OWNER/LEASEE: FARM:	
D	ADDRESS: CITY: STATE/PROV:	
E	ZIP CODE: PHONE NO: () EMAIL:	
F	DATE LAST BRED: ___/___/___ METHOD: <input type="checkbox"/> NATURAL COVER <input type="checkbox"/> AI <input type="checkbox"/> EMBRO TRANSFER <input type="checkbox"/> TRANSPORTED SEMEN	
G	STALLION OWNERS SIGNATURE(S):	DATE: ___/___/___

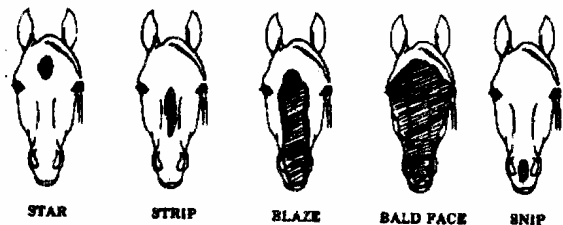
5) TRANSFER REPORT:

I / We hereby transfer ownership of the horse being registered
to the following new owner(s) (leave blank if horse has not been sold)

A	BUYERS NAME(S):	FARM:	
B	ADDRESS:	CITY:	
C	STATE/PROV:	ZIP CODE:	COUNTRY:
D	PHONE NO: ()	EMAIL:	DATE OF SALE: <u> M </u> / <u> D </u> / <u> Y </u>
E	BUYERS SIGNATURE(S):	DATE: <u> M </u> / <u> D </u> / <u> Y </u>	
F	OWNERS SIGNATURE(S):	DATE: <u> M </u> / <u> D </u> / <u> Y </u>	

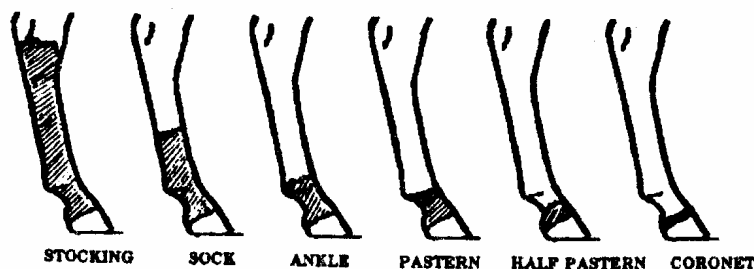
6) Drawing/Marking: Draw in **only white** markings. See website for additional help. All wording go in Section 1) only.


Draw & color in all white marking on head, legs and body. Do not draw in black points on Bay/Grey If no markings are shown here, you must write none on Page 1 Section 1). Mark all scars, and whorls (A whorl is hair growing outward from a central point). Draw all brands and where they appear. Do not write in this section. All writing is to be done in Section 1). The Marking/Drawing will be scanned and inserted on to the certificate. If you need additional assistance, see our website www.AmericanAzteca.com/coat_colors_and_markings.html



IT IS SUGGESTED THAT YOU USE LIGHT PENCIL MARKS UNTIL YOU HAVE CORRECTLY REPRESENTED THE MARKINGS AND THEN TRACE OVER THESE WITH BLACK INK.

Use these examples to complete the drawing and to detail the markings description on Page 1, Section I.



CHECK LIST 	WRITE HERE	OFFICE ONLY
All sections are complete? <input type="checkbox"/>		
All necessary signatures are in place? <input type="checkbox"/>		
The Markings/Drawings have been filled in? <input type="checkbox"/>		
You have enclosed a front and back copy of the parents registration certificate? <input type="checkbox"/>		
FEES PAID: See website for current fee schedule: Membership <input type="checkbox"/> Registration Fee <input type="checkbox"/> QTY___ DNA Hair Kit <input type="checkbox"/> Transfer Fee <input type="checkbox"/>		
TOTAL FEES ENCLOSED (US FUNDS ONLY)		
PAYMENT Online PayPal: Date _____ Amount \$ _____ We accept checks drawn from U.S. banks or international Money Orders. We can only accept credit card payments online at our website. If you live outside the USA, Foreign fees will apply.	MO/Check # _____ Date _____ \$35. Additional Charge for NSF/Cancelled checks	

REGISTRATION APPLICATION INSTRUCTIONS

If you are emailing in your application and documents, they must be scanned on a flatbed scanner and saved in pdf format. We do not accept photos.

Important information to know:

1. We DNA and parent verify to both parents. This requires both parents and it's offspring to be DNA'd.
2. A front and back copy of the sire and dam's registration certificate MUST be included with your application.
3. All signers who are owners of the dam and sire must sign off on their sections.
4. If you are emailing more than one application; send each application and the horses documents in its own separate email.

SECTION 1)

A. NAME REQUEST: Name can be no more than 20 total spaces. If horse is registered with another registry, has been DNA'd and has had offspring, name cannot be changed.

DATE FOALED: Write in Month, Date, and Year. (Example 01/31/2020)

B. SEX: Check the sex of the horse. If gelded and know the date please fill in. Color: please check our website for help. http://americanazteca.com/coat_colors_and_markings.html If the registry has any question that the color is correct. Photos and/or DNA color test will be requested.

D. Written words are to be done here only. If unsure check our website for more guidance. If there is no white marking, mark the whorls with an X and any scares with a Z
http://americanazteca.com/coat_colors_and_markings.html

SECTION 2) The owner of dam at the time of foaling is the owner of foal.

A. NAME: Write in the name or names of the owner(s) listed on the Dam registration certificate.

FARM: If you have a farm name please write it in here.

B. ADDRESS: Write in the mailing address to where the AAHIA is to be mailed to which includes the CITY

C. STATE/PROV, ZIP CODE, and COUNTRY

D. PHONE NO: Please include your phone number with area code. EMAIL: We need this as most of our correspondence is through email. Make sure it is written in.

E. OWNERS SIGNATURE(S): All owners listed on the mare's registrations certificate must sign this sections. Persons in Section 2) Line A must sign here. DATE: Must be filled in. M/D/Y

SECTION 3) This section is for the owner of the mare at the time of breeding (they are the breeder). Owners mean the person or persons listed as her owner(s) on the front of her registration certificate. If this mare is leased from the owner, then the Annual Record of Lease Report must be filled out and signed by both parties.

<http://americanazteca.com/forms.html>

The ***Front and Back of the mare's registration certificate must be submitted with this application.*** If this is the same person in Section 2) it still must be filled out and signed, dated again.

A. MARES REGISTERED NAME: List the same name that is on her registration certificate BREED REGISTRY: List name of the registry she is registered with.

B. REGISTRY NO: Dam registry number on her registration certificate DNA NO: This number is needed. Check the back of the certificate. If she is not DNA'd she will need to be. This can be done through us. LAB NAME: Please list, if unsure leave it blank.

C. OWNER/LEASEE: ALL persons listed as her owner or Leasee at the time of breeding. Owner is the person or persons listed on the mare's registration certificate. Leasee is the person who has filled out and signed the Annual Record of Lease Report. <http://americanazteca.com/forms.html> FARM: If there is are farm name please fill it in.

D. ADDRESS: Is the mailing address of the owner of the dam at the time of breeding. Including CITY and STATE/PROV:

E. Fill in ZIP CODE, PHONE NO, and EMAIL: We need this as most of our correspondence is through email. Make sure it is written in.

F. MARE OWNERS SIGNATURE(S): All parties listed as her owner(s) or leasee at the time of breeding must sign this section. DATE: Must be filled in. M/D/Y

SECTION 4) This section is for the owner of the stallion listed on his registration certificate to fill out. If this stallion is leased, then a copy of the lease or the Annual Record of Lease Report. <http://americanazteca.com/forms.html> must be provided to the AAHIA. The ***Front and Back of the stallion's registration certificate must be submitted with this application.***

A. STALLION REGISTERED NAME: List the registered name on his registration certificate here. BREED REGISTRY: List name of the registry he is registered with.

B. REGISTRY NO: List the same number that is on his registration certificate. DNA NO: This number is needed. Check the back of the certificate. If he is registered with ANCCE the owner listed on the ANCCE certificate will need to contact them and request a copy of his DNA marker report or he will need to be DNA'd again. This can be done through us. LAB NAME: If known please list.

C. OWNER/LEASEE: List this name of owner of the stallion at the time of breeding. If he was leased there name would go here. FARM: List farm name if there is one.

D. ADDRESS: List the mailing address CITY, STATE/PROV:

E. ZIP CODE, List PHONE NO and EMAIL: We need this as most of our correspondence is through email. Make sure it is written in.

F: DATE LAST BRED: Must be filled in M/D/Y METHOD: Check which one applies.

G. STALLION OWNERS SIGNATURE(S) The person or persons listed on his registration certificate must sign and date this section unless this horse is leased. Then the Lease is to sign and date.

SECTION 5) This section if the horse requesting registration has been sold by its owner (Section 2) or if the owner in section 2) wants another person's name added as owner. Then this section will need to be filled out.

A. BUYERS NAME(S): The name of the person or persons who the horse requesting registration is now the new owner(s). FARM: If there is a farm name please list it. It will be listed on the certificate

B. ADDRESS: List the mailing address to where the registration certificate will be mailed to. Include CITY

C. Fill in STATE/PROV, ZIP CODE and COUNTRY.

D. Fill in PHONE NO: and EMAIL: We need this as most of our correspondence is through email. Make sure it is written in. DATE OF SALE: Must be filled in M/D/Y

E. BUYERS SIGNATURE(S) All persons who are listed in line A must sign and date this section.

F. OWNERS SIGNATURE(S) All persons listed as owner of the mare in section 2) must sign & date this section

SECTION 6) Draw & *color* in *only* the white markings. No wording go in this section as diagram will be cropped out and pasted onto the certificate. All wording go in SECTION 1) Make sure all the sides, face and legs are filled in on every diagram. If you need help see our website. http://americanazteca.com/coat_colors_and_markings.html You may need to print this page out and rescan it back in. Please be accurate as we crop out the diagram and place it on the certificate.

We need 3 color standing (not moving) photos of this horse: we need one photo of each side and one full. facial photo. You may mail these in or e-mail them to office@americanazteca.com with the application.